

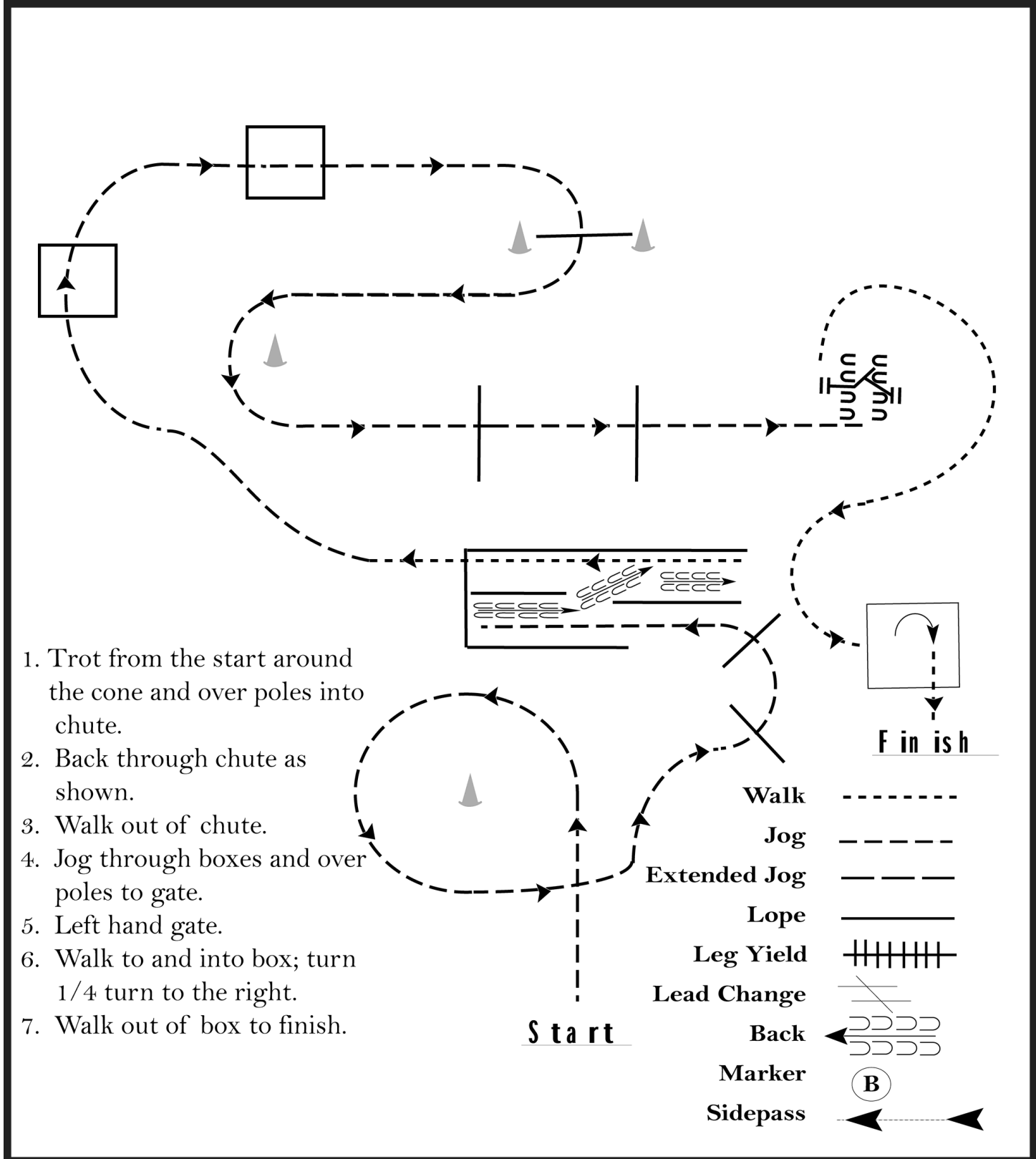
# Sherwood Circuit Winter Show 3

## Unaffiliated Open In hand Trail

Show Date: 27-4-2013

w w w . H o r s e S h o w P a t t e r n s . c o m

w w w . H o r s e S h o w P a t t e r n s . c o m



1. Trot from the start around the cone and over poles into chute.
2. Back through chute as shown.
3. Walk out of chute.
4. Jog through boxes and over poles to gate.
5. Left hand gate.
6. Walk to and into box; turn 1/4 turn to the right.
7. Walk out of box to finish.

Walk	-----
Jog	- - - - -
Extended Jog	- - - - -
Lope	—————
Leg Yield	
Lead Change	///
Back	←←←←←
Marker	ⓑ
Sidepass	←-----←

[T/1-8]

Pattern Provided by:

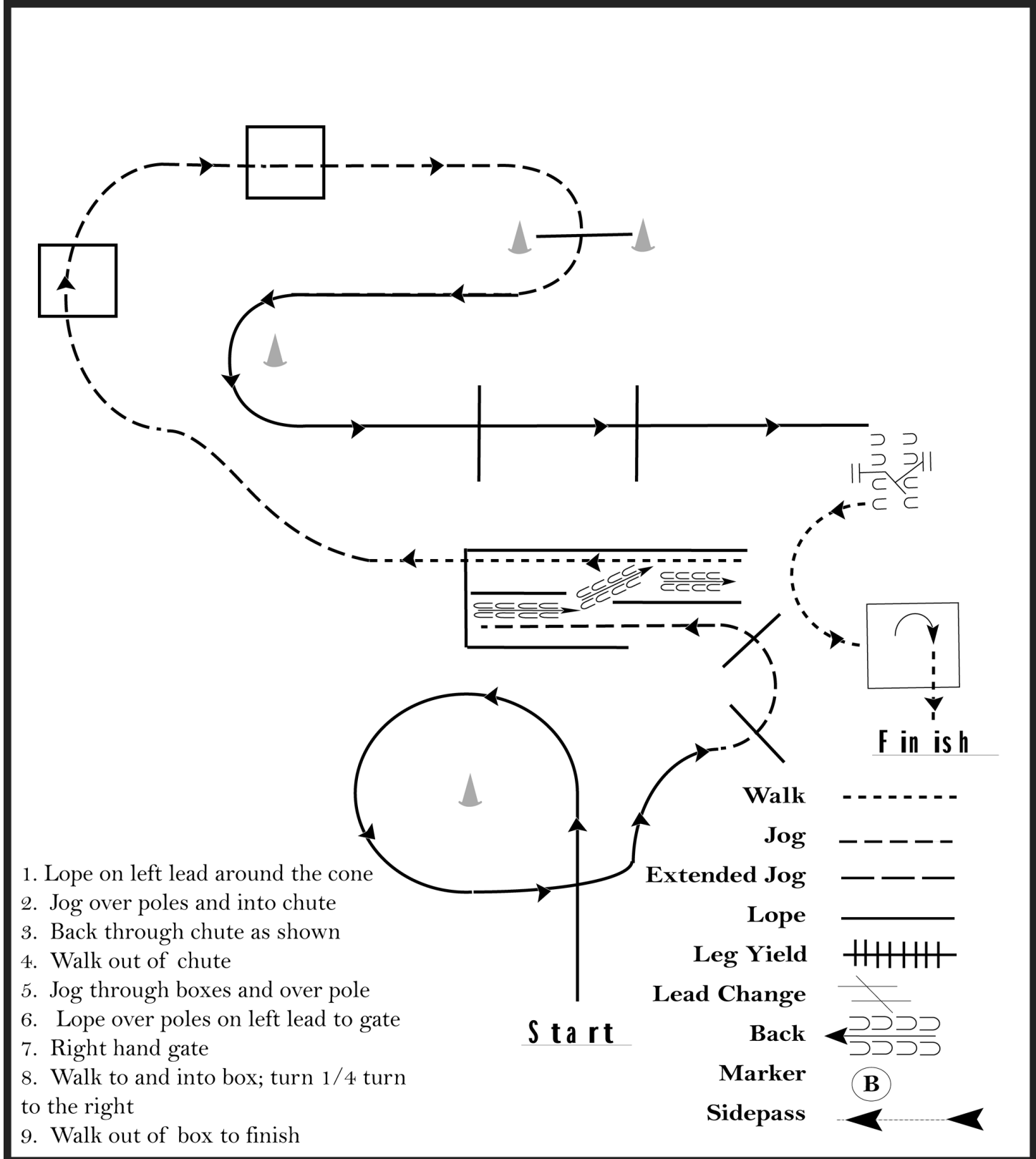
# Sherwood Circuit Winter Show 3

## AQHA Nov Am and Nov Youth

Show Date: 27-4-2013

www.HorseShowPatterns.com

www.HorseShowPatterns.com



1. Lope on left lead around the cone
2. Jog over poles and into chute
3. Back through chute as shown
4. Walk out of chute
5. Jog through boxes and over pole
6. Lope over poles on left lead to gate
7. Right hand gate
8. Walk to and into box; turn 1/4 turn to the right
9. Walk out of box to finish

Walk	.....
Jog	-----
Extended Jog	- - - - -
Lope	—————
Leg Yield	
Lead Change	///
Back	←←←
Marker	ⓑ
Sidepass	←-----→

[T/1-10]

**Pattern Provided by:**

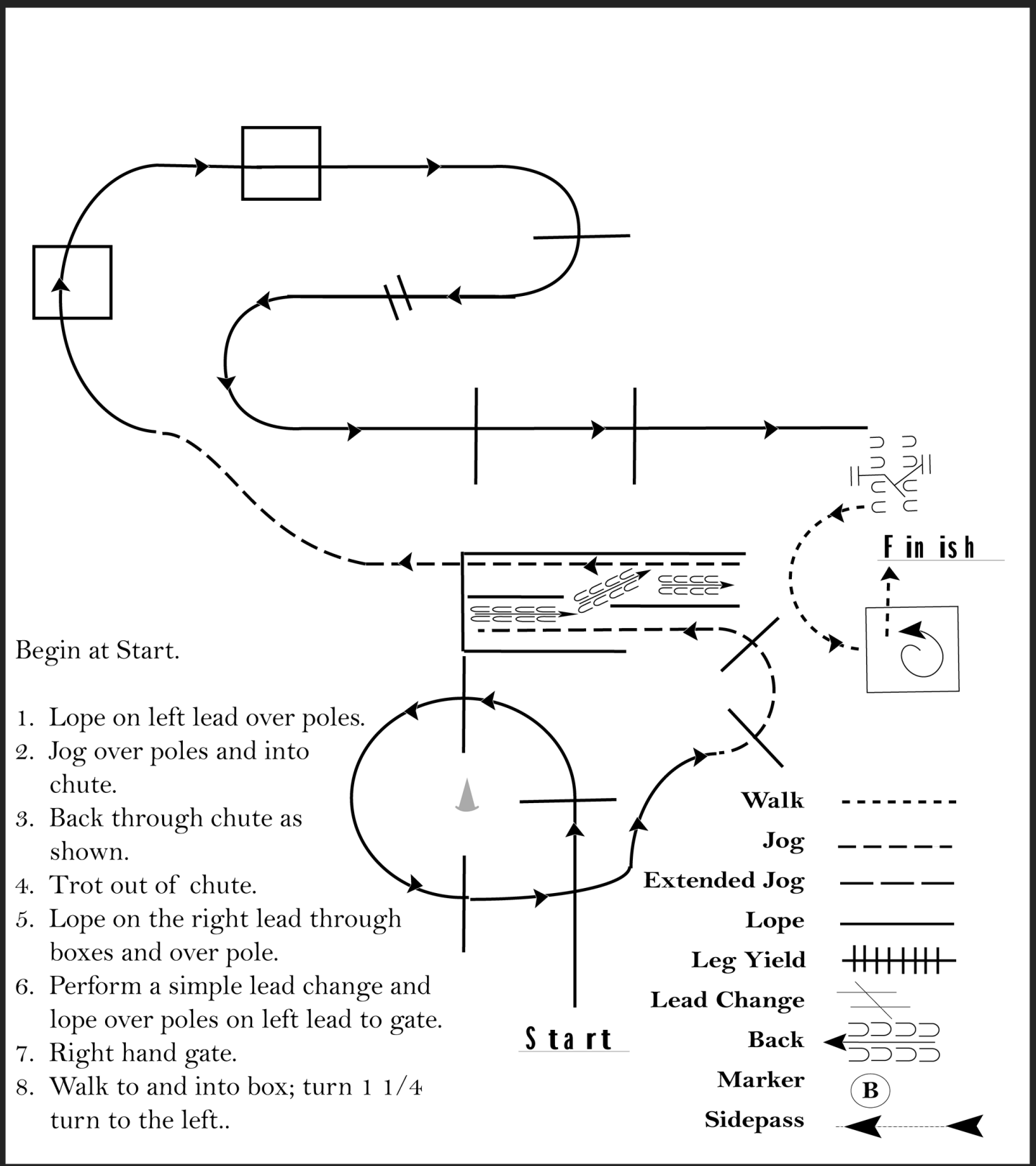
# Sherwood Circuit Winter Show 3

AQHA Am , Youth and UKPHA Am and Youth

Show Date: 27-4-2013

w w w . H o r s e S h o w P a t t e r n s . c o m

w w w . H o r s e S h o w P a t t e r n s . c o m



Begin at Start.

1. Lope on left lead over poles.
2. Jog over poles and into chute.
3. Back through chute as shown.
4. Trot out of chute.
5. Lope on the right lead through boxes and over pole.
6. Perform a simple lead change and lope over poles on left lead to gate.
7. Right hand gate.
8. Walk to and into box; turn 1 1/4 turn to the left..

Walk	-----
Jog	- - - - -
Extended Jog	- - - - -
Lope	—————
Leg Yield	
Lead Change	↘ ↙
Back	← ← ← ← ←
Marker	Ⓚ
Sidepass	← ← ← ← ←

[T/2-10]

Pattern Provided by:

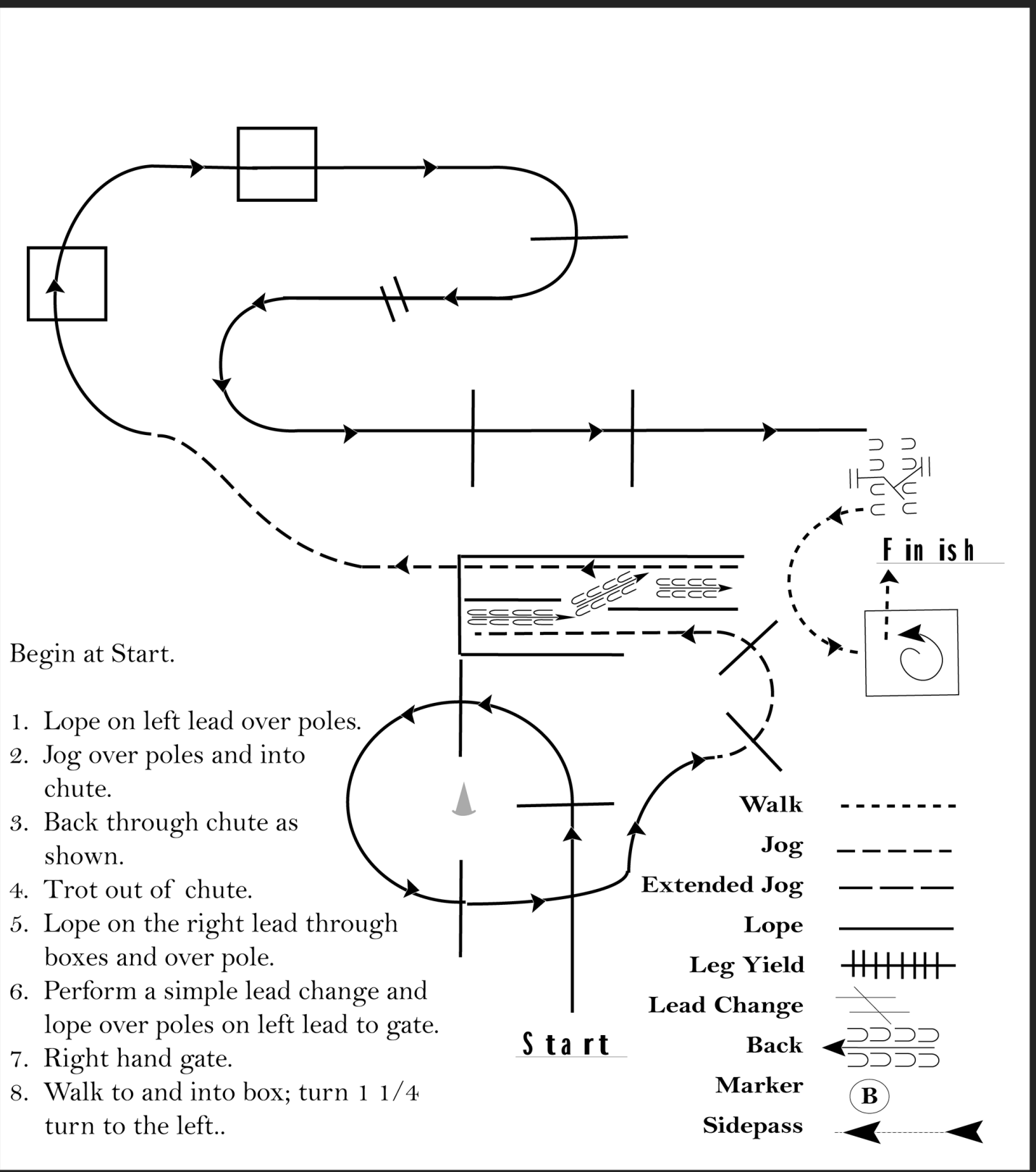
# Sherwood Circuit Winter Show 3

AQHA All ages and UKPHA All ages

Show Date: 27-4-2013

www.HorseShowPatterns.com

www.HorseShowPatterns.com



Begin at Start.

1. Lope on left lead over poles.
2. Jog over poles and into chute.
3. Back through chute as shown.
4. Trot out of chute.
5. Lope on the right lead through boxes and over pole.
6. Perform a simple lead change and lope over poles on left lead to gate.
7. Right hand gate.
8. Walk to and into box; turn 1 1/4 turn to the left..

Walk	.....
Jog	-----
Extended Jog	- - - - -
Lope	—————
Leg Yield	
Lead Change	↘ ↙
Back	←←← ←←←
Marker	ⓑ
Sidepass	←- - - - -→

[T/2-10]

Pattern Provided by: